

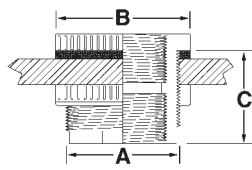
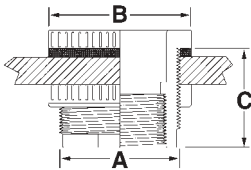
# TANK ADAPTERS/ BULKHEAD FITTINGS



PVC tank adapter.



White Polypro tank adapter.



## HEAVY-DUTY DIMENSIONS

Pipe Size	Dimensions		
	A	B	C
1/2	1-1/4	2-1/8	2-3/8
3/4	1-5/8	2-5/16	2-3/8
1	1-7/8	2-9/16	2-3/8
1-1/4	2-5/16	3-5/16	2-3/4
1-1/2	2-9/16	3-9/16	2-3/4
2	3-3/16	4-1/16	2-3/4

## STANDARD HEAVY-DUTY BODY STYLE

### FEATURES

- Designed for easy adaptation and a free flow of liquids for tank or drum drainage or filling, or as outlets for distribution into a piping system, these Ryan Herco molded tank adapters withstand many times the most extreme service requirements.
- Assembly to a tank is simple: Cut a hole in the tank wall (using a hole

saw) to the "A" dimension shown below for your fitting size. Remove the locknut from the fitting, leaving the EPDM gasket on the body. Insert the body through the hole in the tank from the inside, trapping the washer between the tank wall and the shoulder of the tank adapter. Screw the locknut back onto the body for a tight, leak-free installation.

### ORDER INFORMATION:

7020.(Size No.) PVC TANK ADAPTER, socket x thread

7022.(Size No.) PVC TANK ADAPTER, thread x thread

7024.(Size No.) POLYPRO TANK ADAPTER, socket x thread

7026.(Size No.) POLYPRO TANK ADAPTER, thread x thread

Size No.	Nominal Pipe Size FNPT (in.)	Price Each			
		PVC		White Polypro	
		Soc x Thd 7020	Thd x Thd 7022	Soc x Thd 7024	Thd x Thd 7026
005	1/2	10.00	\$12.75	\$15.40	19.07
007	3/4	11.00	13.80	16.33	19.93
010	1	11.75	14.50	16.87	20.47
012	1-1/4	14.25	17.55	22.13	26.47
015	1-1/2	17.00	20.25	24.07	28.53
020	2	20.00	23.85	27.80	32.93

Box quantity discounts are available, contact your local Ryan Herco Service Center for details.

820.110.110 PVC  
820.110.200 PP

## TANK ADAPTERS/BULKHEAD FITTINGS



Heavy-duty PVC.



Heavy-duty Polypropylene.

### FEATURES

- Heavy-duty: Designed for easy adaptation and a free flow of liquids for tank or drum drainage or filling, or as outlets for distribution into a piping system, these Ryan Herco molded tank adapters withstand many times the most extreme service requirements.
- Assembly to a tank is simple: Cut a hole in the tank wall (using a hole saw) to the "A" dimension shown below for your fitting size. Remove the locknut from the fitting, leaving the EPDM gasket on the body. Insert the body through the hole in the tank from the inside, trapping the washer between the tank wall and the shoulder of the tank adapter. Screw the locknut back onto the body for a tight, leak-free installation.

### ORDER INFORMATION:

7000.(Size No.) PVC TANK ADAPTER

Size No.	Nominal Pipe Size FNPT (in.)	Connections	Price Each
002	1/4	Socket x Thread	\$9.97
003	3/8	Socket x Thread	10.09
030	3	Socket x Thread	84.75
040	4	Socket x Thread	166.95
060	6	Socket x Thread	324.07

Box quantity discounts are available, contact your local Ryan Herco Service Center for details.

820.110.115 1/4 & 3/8" Wstrn  
820.110.120 3 & 4" Sprs

### ORDER INFORMATION:

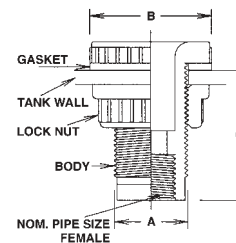
7004.(Size No.) POLYPRO TANK ADAPTER

Size No.	Nominal Pipe Size FNPT (in.)	Connections	Price Each
002	1/4	Socket x Thread	\$13.98
003	3/8	Socket x Thread	13.98
030	3	Thread x Thread	119.90
040	4	Thread x Thread	224.40

820.110.210 1/4 & 3/8" Wstrn  
820.110.190 3 & 4" Hywrd

## HEAVY-DUTY DIMENSIONS

Pipe Size	Dimensions		
	A	B	C
1/4	7/8	1-7/16	1-1/8
3/8	1	1-7/16	1-1/8
3	4-1/2	6-1/2	4-5/8
4	5-1/2	7-1/2	4-1/2
6	7-7/8	9-15/16	



1-800-848-1141  
www.ryanherco.com